



# LOS ANGELES INSTITUTE of Clinical Dentistry &

## RUIZ DENTAL SEMINARS

Teaching a modern, practical and  
scientifically-based approach to  
clinical dentistry



*Join Our Family, 1500 Dentists Strong and Growing*

## 2012 Course Catalog

“I have been working closely with Dr. Ruiz for many years and I know he is an excellent clinician, and his programs are both practical and useful.”

– Gordon Christensen, DDS, PhD



## Purpose

The Los Angeles Institute of Clinical Dentistry and Ruiz Dental Seminars stand out as a sensible alternative to the over-priced and over-complicated institutes. We teach a clinically practical, scientifically-based approach to clinical dentistry, focusing on tooth preservation, using supra-gingival dentistry, implants with sound occlusal principles. This is achieved by utilizing proven techniques and systems, which are both practical and methodical, developed and used by Dr. Ruiz and the faculty. The Los Angeles Institute is located in the heart of the movie industry in California.

### What Previous Participants Say About Our Courses:

“Anyone wanting to become more adept at Esthetic Adhesive Dentistry should take Dr. Ruiz’s exceptional course. He cuts through the marketing hype, and gives you the rationale for the most appropriate materials in different clinical situations.”

– Charles F. McQuade DMD MAGD,  
Vice President of the New England Masters Study Club

“This course has changed the way I practice dentistry. It has had the most positive influence on me and how I treatment plan cases.”

– Dr. Richard Jenson, Brigham City, Utah

“Every time I come to a course I become more motivated about dentistry in general and knowledgeable.”

Dr. Danielle Samm-Plisky, Scottsdale, AZ

“Dr. Ruiz gives a very practical and efficient system of diagnosis and treatment planning that can be implemented immediately in one’s office.”

Robert Matiasovich DDS, Santa Cruz, California

“Having had extensive training with Dr. Pete Dawson, I had a firm understanding of the causes of Occlusal Disease and the need for occlusal therapy. However, it was only after Dr. Ruiz’s course that I felt I had all the information I needed to incorporate Occlusal Diagnosis and therapy into my practice.”

– Dr. Cheryl Freeman, Asheboro, North Carolina

“A well organized course that gives useful, comprehensive information that can be taken back to the office and used immediately. The hands-on portion is well organized, well supplied and very useful. Dr. Ruiz is a great speaker who has created a warm, friendly, efficient organization. I plan to take the entire series.”

Dr. Steven Lynch, Vacaville, CA

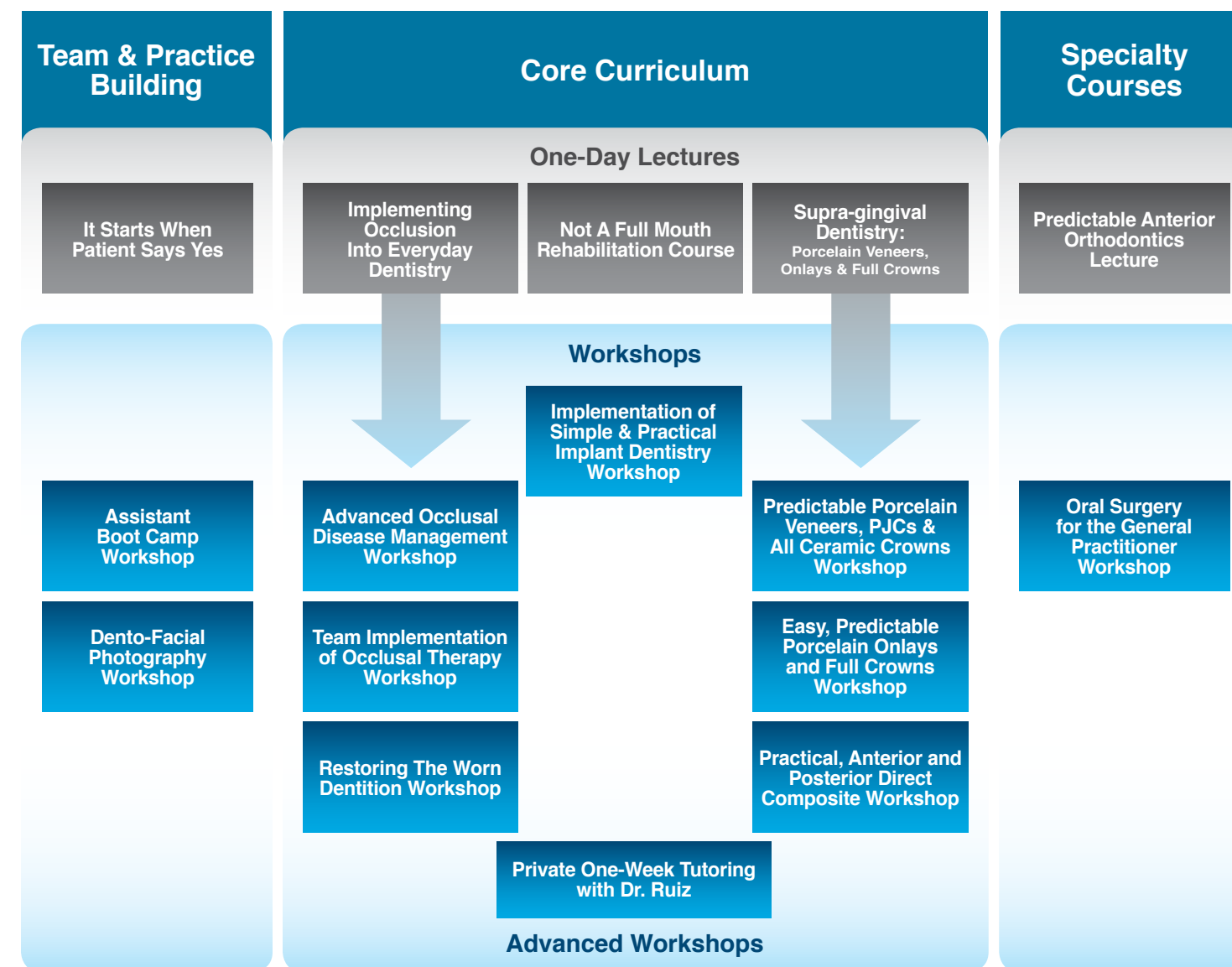
“Again, great information from a clinician not a researcher only – simply stated and relatable to real life.”

Charlene King, DDS, Vallejo, CA

“Outstanding communicator and lecturer.”

John Verdugo, DDS, Salinas, CA

## Our Curriculum



### 2012 Ruiz Dental Seminars Registration Policies

Upon receiving your registration, you will be emailed a confirmation with complete event information.

#### Payment Schedule:

Registration fees are to be paid in full at time of registration. Cancellations must be received in writing or e-mail. Cancellations made 30 days prior course will receive a full refund; two weeks prior will receive a 50% refund. Any cancellation with in 2 weeks will receive 50% credit for future courses. No-shows are not eligible for any refund.

#### Course Retakes

Participants are allowed to retake any lecture or workshop a second time at 50% discounted rate.

#### Special Rates:

- ◆ Current Dental Students (with student ID) or Recent Graduates Rates (within 2 years of graduation) can attend any 7-hour lecture or workshop at 50% discount (not including specialty courses).
- ◆ Refer a NEW participant and receive 50% of any lecture or workshop you attend together.

## The New Graduate Track...also Available for The Not So New Grad

### Modern Minimally Invasive Clinical Dentistry Continuum

Multiple Dates to Choose From

These series of workshops are designed to update the new graduate and the seasoned dentist with the most up-to-date techniques to provide patients with Minimally Invasive Supra-gingival Dentistry. These techniques are not only more biocompatible, healthier and better for the patient, they are also more predictable and enjoyable for the dentist.

In order to properly serve our patients and thrive in practice in today's environment, the modern clinician must be skilled in multiple areas: diagnosis, patient motivation, restorative dentistry (direct and indirect), occlusion and simple implants. This continuum track builds with each course taken and offers systems to implement all of the above skills. This will lead to a more prosperous and enjoyable professional life.

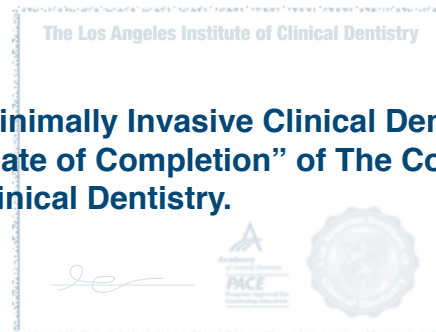


This continuum track includes all LA Institute lectures and the following 6 workshops which form our "Core Curriculum":

- ◆ Occlusal Disease Management System
- ◆ Predictable Veneers and PJC using Supra-gingival dentistry
- ◆ Easy, Predictable porcelain onlays, full crowns, etc
- ◆ Practical, predictable and beautiful Direct Composite Workshop
- ◆ Evidence-based implementation of simple implant dentistry
- ◆ Restoring the worn dentition, etc.



Participants who finish the entire "Modern Minimally Invasive Clinical Dentistry Continuum" are eligible to receive a "Certificate of Completion" of The Core Curriculum at the Los Angeles Institute of Clinical Dentistry.



Call 818-729-9121 to reserve your seat or visit [www.RuizDentalSeminars.com](http://www.RuizDentalSeminars.com)



## It All Starts When the Patient Says YES!

### Team Driven Diagnosis, Education and Motivation

1 Day Motivational Lecture for the entire team • Lecture 7 CE hours



For a dental practice to thrive, the dentist needs to have excellent skills in diagnosis, and patient & team motivation. Success depends on the dentist and the team's ability to educate and motivate the patient to accept ideal dentistry. We cannot do it alone! By utilizing a highly-trained and motivated dental team, we improve our communication and influence with patients, the complex diagnostic process becomes more efficient and patient-centered, allowing for the delivery of better dental care.

In this highly practical 1 day course, Dr. Ruiz will present a system to improve the quality of your diagnosis and increase the acceptance rate of your diagnosis, by utilizing a "team driven" approach. Principles of team-driven patient education, patient motivation and team building will be discussed. This course will provide you with practical strategies and techniques that are easy to implement in a busy private practice, and will improve your treatment acceptance and patient satisfaction.

### Objectives:

- ◆ Understand what patients really want and measure patient satisfaction
- ◆ Create an effective record-taking system, knowing when and how to use photography and mounted cast.
- ◆ Understand the different personality types.
- ◆ Provide a team-driven patient education & motivation
- ◆ Understand the value of a highly-focused and motivated dental team in order to increase patient satisfaction
- ◆ Educate, motivate and inspire the entire team!
- ◆ Help your patients understand the value of your services to achieve a greater level of treatment acceptance.



### Schedule:

January 6th and September 7th

Free for previous participants; \$95 Dentists and Assistants

Call 818-729-9121 to reserve your seat or visit [www.RuizDentalSeminars.com](http://www.RuizDentalSeminars.com)

## Implementing Occlusion Into Everyday Dentistry

### Utilizing the Occlusal Disease Management System

1 Day Lecture • 7 CE Hours



“Dr. Ruiz’s Occlusion course brings together all the philosophies and science of Occlusion that are being thought out there with great complexity, and makes them simple and practical. After going through numerous Occlusion courses, including Dawson, it was only after Dr. Ruiz’s course that I implemented and integrated practical occlusion system in my practice.”

– Dr. Amir Esfadiari, Irvine, California

“Dr. Ruiz has the uncanny ability to take a confusing topic such as Occlusion, and make it straightforward, simple, and easy-to-understand. I was able to easily put into practice the occlusal principals I learned from Dr. Ruiz.”

– Dr. Richard Jenson, Brigham City, Utah

Every Dentist should be an expert in managing occlusion, we deal with it on everything we do! Occlusal Disease (OD) is so prevalent and insidious, and yet it usually goes untreated. It is responsible for most restorative failures, and it is no less destructive to the dentition and costly than decay or periodontal disease. Proper implementation, diagnosis, and treatment of OD could be a great benefit to patients, making dental procedures more relaxing, predictable, and profitable, while treating this rampant disease.

In this very practical course you will learn how to apply a methodic and incremental approach to diagnosis that can be easily implemented in any practice, for every single patient. You will learn the seven signs and symptoms of Occlusal Disease, and how they impact the longevity of the dentition and restorative work. The Occlusal Disease Diagnosis System is a methodic and practical system to diagnose and treat Occlusal Disease, including occlusal equilibration and the “3 Golden Rules of Occlusion”. This course also includes a system to educate and motivate patients about Occlusal Disease, leading to excellent treatment acceptance and added profits, while maintaining a highly ethical practice.

#### Learning Objectives:

- ◆ Why it is so important for EVERY dentist to understand occlusion and how to diagnose and treat Occlusal Disease.
- ◆ How to implement Occlusal treatment into an overall oral treatment.
- ◆ The seven signs and symptoms of Occlusal Disease.
- ◆ The different stages of Occlusal Disease.
- ◆ When to use a CR bite and mount cast.
- ◆ A simple and practical system for Occlusal equilibration.
- ◆ How to educate patients about Occlusal Disease, for excellent treatment acceptance.
- ◆ How to make Occlusal treatment a profit center for a highly ethical practice.
- ◆ And much more...



#### Schedule:

February 3	Phoenix, AZ
June 7	Los Angeles, CA
June 15	Rancho Cucamonga, CA
October 12	San Jose, CA
November 2	Chicago, IL
November 8	Los Angeles, CA

\$299 or \$199 for early registration (30 days prior to event) Auxiliaries: \$99

Call 818-729-9121 to reserve your seat or visit [www.RuizDentalSeminars.com](http://www.RuizDentalSeminars.com)

## Supra-gingival Dentistry

### Easy, Predictable Porcelain Veneers, Onlays, and Full Crowns

1 Day Lecture • 7 CE Hours

“Dr. Ruiz’s Veneers workshop gives you the tools and confidence to tackle complex cases in your practice by teaching you a systematic way. The hands on component of the course allows you to practice the newly learned technique on a typodont and troubleshoot in a supportive environment.”

– Maya Johar DDS

“I highly recommend Dr. Ruiz’s seminar. Supra-gingival Dentistry will be a part of our philosophy after this instructive seminar.”

– Dr. Liliana M. Angulo, Miami, Florida

When a larger part of the tooth is missing or decayed, Porcelain Fused to Metal (PFM) crowns are by far the most popular indirect restorations, although they have some less than ideal characteristics. Clinicians often feel that non-metal bonded restorations are more difficult and less predictable than traditional dentistry. In this course Dr. Ruiz will demonstrate how non-metal restorations performed using supra-gingival techniques, make dentistry more predictable and trouble-free; as well as healthier for the patient, than any traditional restoration has ever been. Placing supra-gingival margins ultimately allows clinicians to make porcelain restorations healthier for the gingival tissue. In this course, Dr. Ruiz will demonstrate material selection and a new paradigm in preparation and cementation for porcelain veneers, onlays and full crowns. This course will touch on the importance and application of a simple and predictable system for performing comprehensive diagnosis, esthetic evaluation, and Occlusal diagnosis. Dr. Ruiz will show the step-by-step procedure for tooth preparation, temporization, and sensitivity-free easily bonded cementation using “Supra-gingival Dentistry” techniques.



#### Learning Objectives:

- ◆ Demonstrate how supra-gingival, minimally invasive porcelain veneers, onlays and full crowns are healthier for patients and more predictable and enjoyable for the dentist.
- ◆ Learn the new paradigm of simple predictable tooth preparation techniques specific to supra-gingival minimally invasive, veneers, onlays, etc.
- ◆ Incredibly simple and predictable impression techniques.
- ◆ Learn how to choose the correct type of restorative material and translucency that will allow for supra-gingival dentistry.
- ◆ Choose which bonding systems and cements are most esthetically appropriate to achieve good marginal blends and allow for Supra-gingival dentistry.
- ◆ Describe sensitive-free and easy cementation techniques.
- ◆ Learn predictable temporization techniques.
- ◆ And much more...



#### Schedule

April 18	San Diego, CA
May 10	Los Angeles, CA
July 27	Scottsdale, AZ
August 3	Austin, TX
December 6	Los Angeles, CA

\$299 or \$199 for early registration (30 days prior to event) Auxiliaries: \$99

Call 818-729-9121 to reserve your seat or visit [www.RuizDentalSeminars.com](http://www.RuizDentalSeminars.com)

## NOT a Full Mouth Rehabilitation Course

### Treating the Full Mouth Case with Much Less Than a Full Mouth...Opening VDO Using Direct Composite, Adhesive Dentistry and Limited Implants & PRD

1 Day Lecture • 7 CE Hours



Every practice has 5% to 15% of patients who are missing multiple teeth and need a full mouth rehabilitation but cannot afford it, and we see them suffer and deteriorate feeling helpless. An even larger number of our patients would greatly benefit by opening their Vertical Dimension of Occlusion (VDO) to restore their worn-out dentition. They need help!

In this practical lecture Dr. Ruiz will offer a more real world approach to treating these patients using direct composite, adhesive dentistry and limited implants. Even partial mouth rehabilitation cases are like remodeling a beautiful building, meticulous designed and diagnosis must be done before the first scoop of dirt is ever removed, (or before a handpiece touches the tooth). This fast pace course will cover, techniques for full mouth composite restorations, Implant supported PRD using narrow and short implants and occlusal considerations, as well as research and many clinical cases.



#### Learning Objectives:

- ◆ Learning techniques for proper adhesion and full composite rehabilitations.
- ◆ Identify the principle of form, texture and color necessary to perform beautiful composite restorations.
- ◆ Understand how to record patients' unique esthetic perspective and goals and how to blend it with our own.
- ◆ How to implement occlusal treatment into an overall oral treatment.
- ◆ The symptoms of occlusal disease.
- ◆ When to use a semi-adjustable articulator and why it has great importance.
- ◆ When to use a CR bite.
- ◆ How to educate patients about occlusal disease, for excellent treatment acceptance.
- ◆ How to choose between regular, narrow and mini-implants.
- ◆ Step by step techniques, and much, much more...



#### Schedule:

January 13	Los Angeles, CA
January 27	Austin, TX
June 29	Chicago, IL
July 13	San Francisco, CA
September 9	Orange County, CA

\$299 or \$199 for early registration (30 days prior to event)

Call 818-729-9121 to reserve your seat or visit [www.RuizDentalSeminars.com](http://www.RuizDentalSeminars.com)

## Predictable Success with Porcelain Veneers, PJs & All Ceramic Crowns Using Supra-gingival Dentistry Principles WORKSHOP

"Dr. Ruiz breaks down a complicated subject into real world dentistry, not pie-in-the-sky stuff. He presents things in a clear and concise manner. I would recommend this course to anyone who wants to learn the skills necessary to do predictable supra-gingival dentistry."

– Dr. Charles Scholler, Somis, CA

"Best Anterior Esthetic course. Practical, easy, very thorough."

– Dr. Wissam Ayoub, Phoenix, AZ

### Easy, Predictable Porcelain Veneers, PJs & All Ceramic Crowns

3 Day Course • Live Patient Demonstration & Workshop • 21 CE Hours



Porcelain veneers when performed correctly can yield exquisitely beautiful results with minimal tooth preparation and no negative side effect; thus bringing great joy to both patients and clinician. However, if performed incorrectly, it can easily become a destructive, unpredictable and often unsuccessful procedure. This may be the reason why full crowns are more popular. Achieving consistent patient satisfaction requires more than good restorative principles, it also requires excellent communication with the patient, to understand their unique esthetic perspective and goals and then implement a system, to record this information and blend it with our own esthetic preferences and goals. It is also of great important to consider the longevity of our restorations, which always involves occlusal management.

It is thus evident that achieving great results with porcelain veneers and PJs require the thorough understanding of restorative principles, dental materials, smile design and occlusion. Dr. Ruiz will present his practical, logical and scientifically based approach to incorporating all of this important component in to an easy logical and highly predictable system which will virtually guarantee excellent results and patient satisfaction every time.

#### Workshop Objectives:

- ◆ Understand how to record patients' unique esthetic perspective and goals and how to blend it with our own, and perform a smile design.
- ◆ Prepare and cement several veneers using learned techniques.
- ◆ Understand how proper diagnosis and smile design dictates proper tooth preparation and restorative material selection.
- ◆ Learn and perform easy and predictable techniques for temporization.
- ◆ Adjust the occlusion after porcelain veneers or JVCs and their relationship with longevity.
- ◆ What restorative materials and porcelains to use for long term stability?
- ◆ What bonding systems and techniques will yield better longevity and low sensitivity?
- ◆ Step by step techniques, and much, much more...



#### Schedule

May 10 - 12	Los Angeles, CA
December 6 - 8	Los Angeles, CA

\$1,990 or \$1,790 for early registration (30 days prior to event)

Call 818-729-9121 to reserve your seat or visit [www.RuizDentalSeminars.com](http://www.RuizDentalSeminars.com)

## Easy, Predictable Porcelain Onlays Full Crowns, etc. Using Supra-gingival Dentistry Principles WORKSHOP

2 Day Workshop • 14 CE Hours



“Since taking the supra-gingival workshop, fixed prosthetics has truly become simplified and much more predictable than ever before... Preps, impressions & cementation are easier, cleaner and more predictable ...If you are looking for a course that truly improves the way you do dentistry with the utmost efficiency I cannot recommend any other course over supragingival dentistry”

– Dr. Ali Sheikholislam  
Sacramento, CA

In this practical workshop, Dr. Ruiz will first demonstrate on a live patient, a new paradigm in preparation and cementation for porcelain onlays. Dr. Ruiz will show step-by-step how using “Supra-gingival Dentistry” techniques and understanding the specific characteristics of these new materials, dentistry can become easier and more predictable than ever. He will show step-by-step, the techniques and principles for tooth preparation, temporization, and sensitive-free easily bonded cementation.

During the workshop, participants will perform many tooth preparations specific to Supra-gingival dentistry for non-metal onlays, and full crowns in very realistic simulators, using the techniques and information learned. Participants will also bond porcelain onlays using the techniques learned.

### Learning objectives for this live patient workshop:

- ◆ Understand the benefits of Supra-gingival dentistry by observing a live procedure and performing, onlay and crown preparations on a very realistic simulator.
- ◆ Understand and perform simple, predictable impression techniques.
- ◆ Learn how to choose the correct type of restorative material and translucency that will allow for Supra-gingival dentistry.
- ◆ Participants choose which bonding systems and cements are most esthetically appropriate to achieve good margin blending and allow for Supra-gingival dentistry.
- ◆ Understand and perform sensitive-free and easy cementation techniques specific to posterior onlays.
- ◆ Participants will learn and perform, margin elevation, and enamel preservation techniques.
- ◆ And much, much more...

### Schedule

January 20 & 21 Los Angeles, CA  
August 10 & 11 Los Angeles, CA

\$1490 or \$1,290 for early registration (30 days prior to event)  
Assistants \$450



Call 818-729-9121 to reserve your seat or visit [www.RuizDentalSeminars.com](http://www.RuizDentalSeminars.com)

## Practical, Predictable and Beautiful Direct Anterior and Posterior Composite Restorations; Including Full Mouth Composite Rehabilitation

Including Full Mouth Composite Rehabilitation

2 Day Workshop • 14 CE Hours



Direct composite restorations is today's bread and butter dentistry, being efficient, predictable is a must for any practicing clinician. Additionally, direct composites provide functional, long lasting, and esthetically pleasing results, in the most conservative fashion. Many complain that direct anterior and posterior composites can be technique sensitive, difficult, time consuming and often financially unrewarding procedures; this may be due in large part due to the incorrect use of new materials. These materials require a completely new approach, if we are going to be successful with them. Dr. Ruiz will present a completely new, scientifically based, approach to preparing and placing highly esthetic, practical and predictable anterior and posterior direct composites, including full mouth composite rehabilitation.

In this practical workshop you will use the newly learned techniques and perform many restorations on a realistic typodont.

### Learning Objectives:

- ◆ Learn and perform predictable techniques for posterior composite restoration placement.
- ◆ Identify the different types of composites resins and their appropriate use.
- ◆ Identify and use “correctly” the latest in bonding systems.
- ◆ Identify and put in to practice principle of form, texture and color necessary to perform beautiful composite restorations.
- ◆ Recognize when and how to use opaquers, modifiers, and tints.
- ◆ Describe the latest in finishing and polishing techniques.
- ◆ Use the different matrix system and know when to use them.
- ◆ Learn the principles and rational on when and how to do a full mouth rehabilitation with direct composite.



### Schedule

February 17 & 18 Los Angeles, CA  
July 20 & 21 Los Angeles, CA

\$1,490 or \$1,290 for early registration (30 days prior to event)

Call 818-729-9121 to reserve your seat or visit [www.RuizDentalSeminars.com](http://www.RuizDentalSeminars.com)

## Occlusal Disease Management System Workshop

### The Entire Occlusal Philosophy and Application!

3 Day Workshop • 21 CE Hours



“Dr. Ruiz’s program on Occlusal Disease Management is very practical. It is both functional and evidenced-based. It provides a solid foundation for the practice of sound, long-lasting esthetic dentistry.”

– Charles F. McQuade DMD MAGD,  
Vice President of the New England Masters Study Club



“I highly recommend Dr. Ruiz’s Advanced Occlusal Disease Workshop. He has an amazing ability to translate the complicated language of occlusion in to an extremely clear and practical form that will elevate your dentistry.”

– Thomas Ludlow DDS, Folsom California

Patients wish to keep their natural teeth their entire life. A great obstacle to this is “Occlusal Disease.” Occlusal Disease (OD) is so prevalent and insidious, it is responsible for most restorative failures and is no less destructive and costly to the patient than decay or periodontal disease. Proper implementation, diagnosis and treatment of OD could be a great benefit to your patients, making dental work more relaxing, predictable and enjoyable

In this very practical workshop you will learn how to implement a methodic and incremental approach to diagnosis and treatment which can be easily performed in any practice and used on every single patient. During this workshop you will perform examinations to assess the seven signs and symptoms of Occlusal Disease, learn when and how to take Phase II occlusal analysis records, CR bites, mounted cast, etc. You will learn how to develop a restorative diagnosis implementing an occlusal strategy. You will also learn and perform additive and subtractive equilibration. This course also includes a system to educate patients about Occlusal Disease, leading to excellent treatment acceptance and added profits, while maintaining a highly ethical practice.

#### Learning Objectives:

- ◆ Perform an 11 point comprehensive Occlusal & TMJ clinical evaluation to assess TMJ health and improve restorative longevity.
- ◆ Learn how and when to use night guards and splints.
- ◆ Perform diagnostic cast study evaluation and trial equilibration, additive or subtractive.
- ◆ Perform several recordings of CR bite, load testing, face bow records and other indispensable skills needed for Occlusal diagnosis and therapy.
- ◆ Perform an Occlusal and TMJ examination of yourself with a full treatment plan.
- ◆ Education and motivation for patients, and a comprehensive system to implement these methods on Monday.



#### Schedule

June 7 - 9      Los Angeles, CA  
November 8 - 10      Los Angeles, CA

**\$1,790 or \$1,590** for early registration (30 days prior to event)  
No assistants

Call **818-729-9121** to reserve your seat or visit [www.RuizDentalSeminars.com](http://www.RuizDentalSeminars.com)

## Team Implementation of Occlusal Therapy

### Using the OD Management System Workshop

2 Day Live Patient Demonstration and Workshop • 14 CE Hours

**Completion of “Occlusion Disease Management System Workshop” is mandatory for dentist, not mandatory for assistants.**

“I loved being able to bring my team and feel it will make a huge difference in our practice.”

– Dr. Danielle Samm-Plisky, Scottsdale, AZ

“Very interesting, informative, knowledgeable. Enjoyed the overall course – especially the hands-on in the office.”

– Anita Maceki, Office Coordinator, Plymouth, MI

“Great to have all members of the staff to learn it together so we are all on the same page.”

– Terri Roy, DA, Plymouth, MI



Implementing occlusal diagnosis and therapy into every dental practice will undoubtedly improve the quality of care provided to patients and the predictability of our dentistry, as well as increase productivity and generate more needed dentistry. But patient acceptance of this type treatment is a must! This can not occur without a practical and methodic protocol or without the full support of the entire team.

In this very practical workshop the entire team will learn how to apply and implement a methodic and incremental approach to diagnosis that can be easily performed in any practice, for every single patient. The team will learn the seven signs and symptoms of Occlusal Disease, and how they impact the longevity of the dentition and restorative work. The Occlusal Disease Diagnosis System is a methodic and practical system to diagnose and treat Occlusal Disease, including occlusal equilibration and the “3 Golden Rules of Occlusion”. This course also includes a system to educate and motivate patients about Occlusal Disease, leading to excellent treatment acceptance and added profits, while maintaining a highly ethical practice.

#### Learning Objectives:

- ◆ This second level occlusal workshop will focus on reinforcing & expanding on the occlusal principles learned on Level 1 and its application into every day practice.
- ◆ Team implementation of a system to educate and motivate patients for occlusal therapy and elective dentistry.
- ◆ Learn why it is so important for EVERY dentist and team to understand occlusion and how to diagnose and treat Occlusal Disease.
- ◆ Perform an 11 point comprehensive Occlusal & TMJ clinical evaluation to assess TMJ health and improve restorative longevity.
- ◆ To learn and perform the appropriate technique for chairside occlusal adjustment and equilibration.
- ◆ Perform several recordings of CR bite, load testing, face bow records and other indispensable skills needed for Occlusal diagnosis and therapy.
- ◆ Perform an Occlusal and TMJ examination of a staff member with a full treatment plan.
- ◆ The entire team will learn how to make and adjust night guards.



#### Schedule

October 5 & 6      Los Angeles, CA

**\$1,790 or \$1,590** for early registration (30 days prior to event)  
Includes 2 Assistants, additional assistant \$450

Call **818-729-9121** to reserve your seat or visit [www.RuizDentalSeminars.com](http://www.RuizDentalSeminars.com)

## Restoring the Worn Dentition and Complex Cases: Applied Occlusion & Diagnosis Workshop

2 Day Workshop • 14 CE Hours

Completion of "Occlusal Disease Management Workshop" is a prerequisite.

Just like any beautiful building has to be designed and meticulous drawings made before the first scoop of dirt is ever removed, extensive mouth rehabilitation requires proper diagnosis and design before a headpiece is ever used. The key to predictability in results is great diagnosis with high-quality data and records, and a comprehensive and methodic approach. In this course Dr. Ruiz will share a simple and yet evidence based method and approach to complex diagnosis, building on the already acquired knowledge of smile design using the DFED system and the occlusal Disease Management System. In this course participants will perform 2 simulated full mouth rehabilitation cases, from diagnosis to temporization, to final restorations, and occlusal adjustment. One case with severe wear and VDO loss will require opening of the VDO, and one maintaining the same VDO.

### In this course you will:

- ◆ Learn the steps for Full Mouth Rehabilitation Diagnosis
- ◆ Perform 2 simulated rehabilitations; one opening VDO, and one without
- ◆ Perform several diagnosis exercises
- ◆ Prepare & temporize using a wax up
- ◆ What to provide and how to accurately communicate to the lab
- ◆ Learn how to take bite records during different stages
- ◆ Learn how to stage a case over time
- ◆ Final bite adjustment and proper follow up protocol
- ◆ Learn minimally invasive full rehabilitations
- ◆ Learn how to open the bite using direct composite

### Schedule

November 30-December 1 Los Angeles, CA

\$1,990 or \$1,790 for early registration (30 days prior to event)



## Evidence-Based Implementation of Simple & Practical Implant Dentistry

### Using Short, Narrow, Platform and Mini Implants, for the General Dentist

3 Day Workshop • 21 CE Hours

Faculty: Dr. Jose-Luis Ruiz & Dr. Raffi Margossian

"I have taken several Implant courses and I learned more in 2 days about doing easy, predictable, Implant dentistry than any other course I have attended. Even better than a 4 month long Implant Course!"

- Charles Scholler, DDS, Somis, CA

"Definitely comprehensive enough to do the simple, easy cases. This met my course objective! Well organized syllabus notes."

- Dr. Ron Chess, Encino, CA

*Yes! With this course, you will be ready to place and restore simple implants in 3 days! 60+% of cases are simple and you should be placing them on Monday! Stop wasting valuable time and money with expensive courses, which teach unpredictable bone grafting techniques and unnecessary tests for simple implants. Learn the "Logical Approach to Implant Dentistry"*

Patients today are no longer willing to have their teeth sanded down for fix bridges; implant dentistry is here to stay. The demand for implants is growing exponentially...it is the fastest growth area in dentistry. It is clear that implant dentistry is not the domain of specialists, the demand is too great. Similar to extracting teeth, GPs and restorative dentists should perform the majority of implant procedures and refer the difficult cases to the specialist.



In this practical workshop Dr. Ruiz will present the most logical system to select, place and restore simple implants in normal to narrow bone. These techniques can be implemented on Monday, and are in accordance with provisions placed by the 2010 Guidelines of the Academy of Osseointegration. Dr. Ruiz will also explain how to avoid unsatisfactory results. Placing and restoring implants in normal to narrow bone without bone grafting is an indispensable skill, which will increase your bottom line at least 20 to 30% each year.

### Learning Objectives:

- ◆ Did you know that research shows that implant failure in bone augmented ridges is a staggering 7.5% before loading and 11.3% during the first 5 years of function. (Froum SJ, Dental Implant Complications. 2010 Wiley-Blackwell. Chapter 6; Page 112)
- ◆ And research show that success with narrow and shorter (10mm) implants on natural bone, even with some angulations is highly successful!
- ◆ Stop Learning Difficult, Unpredictable Techniques! Learn To Place Implants in 3 days By Using the "Logical Approach"
- ◆ 2010 provisions of the Academy of Osseointegration.
- ◆ How to choose between regular, narrow and mini-implants.
- ◆ Perform 4 simulated, yet realistic implant placements, using a correct surgical protocol.
- ◆ Perform 4 simplest and predictable restorative procedures!
- ◆ What x-rays and records are really necessary?
- ◆ When and how to use surgical templates.
- ◆ Simple surgical procedures to insure safe and predictable results.
- ◆ When is better to refer...
- ◆ Detailed equipment and supplies list will be provided for immediate implementation.
- ◆ Assistants are encouraged to attend to help implement systems.
- ◆ A system to keep implant parts costs down! Charge less to patients and have higher profits.



### Schedule

March 15 - 17 Los Angeles, CA

September 13 - 15 Los Angeles, CA

\$2,490 or \$2,290 for early registration (30 days prior to event)  
Assistants \$450

## Specialty Courses

### Transitional Bonding: Non-Traditional Composite Restorations for Major Occlusal and Esthetic Changes & Adding Incisal Length for Function and Esthetics

1 Day Workshop • 7 CE Hours  
Faculty: Dr. Corkie Willhite



Learn a practical technique using composite that offers many advantages over traditional composite or porcelain restorations. Patients—including those that need extensive changes for function and esthetics—love conservative treatment, whether for financial reasons or just because they don't want their teeth "drilled down." Requiring virtually no prep even for smile make-overs and full mouth rehabilitation cases, long-lasting results can be expected. And will help clinicians improve their Freehand Bonding skills.

#### Learning Objectives:

- ◆ How to build anterior guidance for severe wear cases
- ◆ What materials work best in non-compliant patients
- ◆ Practical occlusal principles for maximizing longevity
- ◆ A method of opening Vertical Dimension that is practical and effective
- ◆ Step-by-step procedure for lengthening a tooth to build or restore anterior guidance while achieving natural beauty in a composite restoration with little or no prep
- ◆ The exercise will allow each attendee to build functional incisal anatomy using a practical template technique (i.e. a putty index)
- ◆ Understand how composite materials are handled for results that will look great for years
- ◆ Polishing technique for an incredibly natural finish



#### Schedule

September 21 Los Angeles, CA

\$890 or \$690 for early registration (30 days prior to event)



### Predictable Anterior Orthodontics... (Fundamentals of Tooth Movement) • One Day Intro Seminar

1 Day Lecture • 7 CE Hours  
Faculty: Dr. Ralph Nicassio

Performing simple anterior orthodontics will improve the quality of care provided to patients, as well as increase practice revenue. Independently of which orthodontic systems are used to move teeth, a good understanding of the fundamental of tooth movement and orthodontics will help achieve the best results. Dr. Nicassio's vast experience teaching orthodontics will help make this complex subject easy. He will discuss in detail the fundamental of tooth movement and orthodontics using straight wire technique. Dr. Ruiz will discuss proper use of different clear aligner systems, including Invisalign & Clear Correct.

#### Schedule

February 24 Los Angeles, CA

\$299 or \$199 for early registration (30 days prior to event)



Call 818-729-9121 to reserve your seat or visit [www.RuizDentalSeminars.com](http://www.RuizDentalSeminars.com)

## Team and Practice Building

### Assistant Boot Camp

2 Day Workshop for Assistants and Dentists • 14 CE Hours  
Faculty: Dr. Jose-Luis Ruiz & Dr. Luis Vargas

Experience shows that a motivated and qualified dental assistant is very valuable to any dental practice and can increase productivity and the enjoyment of dentistry. In this highly practical workshop, your assistant will be educated and motivated.



#### At the end of this workshop your assistant will:

- ◆ Learn how to make beautiful provisionals for veneers and onlays.
- ◆ Learn principles of communication and education to improve treatment acceptance.
- ◆ Learn specific techniques to assist for adhesive dentistry procedures.
- ◆ Learn specific techniques to assist for occlusal therapy and how to take occlusal records.
- ◆ And much more...



#### Schedule

April 6 & 7 Los Angeles, CA  
October 19 & 20 Los Angeles, CA

\$690 Assistants and Dentists (\$590 early registration)

### Dento-Facial Photography and Treatment Presentation: A Team Driven Approach

1 Day Workshop • 7 CE hours  
Faculty: Dr. Amir Esfandiari

This hands-on workshop will educate the participant on the key aspects of taking and using photographs to educate, motivate and treatment plan; the visual communication. The course will review the practical approach to dental digital photography and portrait photography. This course will include a proven technique for using photographs for treatment presentation and how to use photographs to communicate with everyone involved in patient's treatment, thus improving the quality of our care. This course is for the entire team and will help improve treatment acceptance using team-driven practical strategies.



#### Upon completion of this course participants will be able to:

- ◆ Take better pictures consistently.
- ◆ Create a dento-facial diagnosis photographic template for treatment presentation.
- ◆ Understand camera basics, settings, and image composition.
- ◆ Educate and motivate patients to accept and complete their treatment.



#### Schedule

August 24 Los Angeles, CA

\$490 or \$390 for early registration (30 days prior to event)  
Assistants and Dentists

Call 818-729-9121 to reserve your seat or visit [www.RuizDentalSeminars.com](http://www.RuizDentalSeminars.com)

## Jose-Luis Ruiz, DDS


### Founder and Director of the Los Angeles Institute of Clinical Dentistry

**Dr. Ruiz** is the Director of the Los Angeles Institute of Clinical Dentistry and Course Director of numerous CE Courses at University of Southern California (USC). He is Honorary Clinical Professor at Warwick University in England and member of the editorial board for Dentistry Today. He is also an Associate Instructor at Dr. Gordon Christensen PCC in Utah & independent evaluator of dental products for CR (CRA). Dr. Ruiz has been named as one of the "Top Clinicians in CE 2006-2011" by Dentistry Today.

Dr. Ruiz has published several research papers as well as many clinical articles on adhesive dentistry, occlusion and esthetic dentistry. He regularly lectures at all major dental meetings, nationally and internationally.

Dr. Ruiz has been practicing in the studio district of Los Angeles for over 20 years and enjoys a clientele of many stars and entertainers. His focus is on treating complex Cosmetic, Rehabilitation, and Implant cases.

Dr. Ruiz has made numerous television appearances highlighting his Esthetic Dental makeovers, including NBC Channel 4 News, ABC's News, Good Morning America & Vista La, VH1 and Channel 52's Telemundo and 34 Univision.



Approved PACE Program Provider FAGD/MAGD Credit  
Approval does not imply acceptance by state or provincial board of dentistry or AGD endorsement  
10/1/2009 to 9/30/2012  
ID 217935

## Products



### Occlusal Disease Patient Educational Brochures

Explain Occlusal Disease to your patients: the signs, symptoms, treatment and an Occlusal Disease self evaluation. **\$35 for pack of 50**




### Dr. Ruiz's system, 5 editable Patient Forms

Practical forms to fit your practice style while recording the necessary information for diagnosis and treatment planning. Included: 1. Dental History Form 2. Dento-Facial Esthetic Diagnosis Form 3. Final Occlusion TMJ Form 4. Initiative Phone and Relationship Form 5. Initial Exam. **\$299**



### Occlusion and Supra-gingival Educational DVD Sets

These 2 video sets provide valuable information about principles and implementation techniques for the Management of Occlusal and Supra-gingival Dentistry. Individual video may be purchased on line as well. **\$316 for each DVD set**



Call 818-729-9121 to reserve your seat or visit [www.RuizDentalSeminars.com](http://www.RuizDentalSeminars.com)

## Faculty of The Los Angeles Institute Of Clinical Dentistry



### Patricia Ann Ryan, DDS

**Dr. Ryan** was previously Course Director of several restorative and operative Preclinical Courses and a full-time Assistant Professor of Clinical Dentistry at the University of Southern California. She received her Doctorate in Dentistry from USC and is currently a part-time volunteer and maintains a private practice in Fullerton, California.



### Renee Kurtz, DMD

**Dr. Kurtz** was previously Course Director and a Clinical Instructor at the University of Southern California School of Dentistry. She received her Doctorate in Dentistry from Tufts University School of Dental Medicine. She is currently an Instructor at the University of Connecticut Dental School and maintains a private practice in CT.



### Luis G. Vargas, DDS FAGD

**Dr. Vargas** graduated in 1984 and has been in practice over 25 years. He obtained the fellowship of the AGD in 1998. He has a general practice including, Orthodontics, Implants, and Laser Dentistry. He is a member of A.G.D, I.A.O and several other organizations. He's been in private practice since 1994 in San Bernardino, California.



### Amir Esfandiari

**Dr. Esfandiari** received his DDS degree from the University of Southern California and continued his education at the Dawson Center, Continuum on Esthetic at USC. Currently, he is a Faculty-clinical associate professor at USC School of Dentistry. He is the president of OC Center for Advanced Cosmetic Dentistry, the Chair of Emergency care panel for OC Dental Society and on the peer review committee for California Dental Association. Dr. Esfandiari lectures throughout the world and has published numerous articles.



### Ralph Nicassio, DDS

**Dr. Nicassio** began lecturing in 1993. He conducts seminars focused on orthodontics and prosthodontics. Dr. Nicassio has taught worldwide, delivering over 500 days of continuing education. He was a guest lecturer at the Japan Adult Orthodontic Conference, and a presenter at the AAO meeting in Chicago, and guest lecturer for UCLA. He has a private practice in Norwalk, California.



### Raffi Margossian, DDS, MSD

**Dr. Margossian** is a board certified oral and Maxillofacial surgeon. He received his dental degree from Indiana University School of Dentistry, where he also obtained his master's degree in maxillofacial prosthodontics. Dr. Margossian underwent a residency program in oral and maxillofacial surgery at the University of Florida. He is a Fellow of the American Association of Oral and Maxillofacial Surgeons, and the California Association of Oral and Maxillofacial Surgeons. He also is a member of the Academy of Osseointegration and the International Congress of Oral Implantologists.



### Corky Willhite, DDS

**Dr. Corky Willhite** has achieved Fellowship by the Academy of General Dentistry and the American College of Dentists. He is an Accredited member and Fellow in the American Academy of Cosmetic Dentistry and spent years as an Examiner for Accreditation. His private practice in suburban New Orleans, The Smile Design Center, is limited to Cosmetic Dentistry.

Call 818-729-9121 to reserve your seat or visit [www.RuizDentalSeminars.com](http://www.RuizDentalSeminars.com)



# LOS ANGELES INSTITUTE of Clinical Dentistry &

## RUIZ DENTAL SEMINARS

Teaching a modern, practical and scientifically-based approach to clinical dentistry.

### **Ruiz Dental Seminars**

1226 W. Olive Ave.  
Burbank, CA 91506  
818-729-9121

[www.ruizdentalseminars.com](http://www.ruizdentalseminars.com)

### **What previous participants say about our courses:**

"In the twenty years I have been attending CE classes, Dr. Ruiz stands out as one of the most dynamic and passionate speakers I have heard. I enjoy his presentations so much that I take off extra time from work to travel across the country to attend his seminars. My skills as a dentist have greatly increased as a result of his mentoring. I highly recommend his courses to anyone that aspires to become a better dentist."

– Carolyn B. Wagoner DDS FAGD, Earlysville, Virginia

"Since taking the supragingival workshop, fixed prosthetics has truly become simplified and much more predictable than ever before... Preps, impressions & cementation are easier, cleaner and more predictable ...If you are looking for a course that truly improves the way you do dentistry with the utmost efficiency I cannot recommend any other course over supragingival dentistry."

– Dr. Ali Sheikholislam, Sacramento, CA

"Having had extensive training with Dr. Pete Dawson, I had a firm understanding of the causes of Occlusal Disease and the need for occlusal therapy. However, it was only after Dr. Ruiz's course that I felt I had all the information I needed to incorporate Occlusal Diagnosis and therapy into my practice."

– Dr. Cheryl Freeman, Asheboro, North Carolina